

2023 annual report to the Community

Quorn Kindergarten

Quorn Kindergarten number: 6660

Partnership: Port Augusta - Quorn



Preschool director:

Peta Butler

Peta Butler

Date of endorsement:

12/02/2024



Context Statement

Information about Quorn Kindergarten is available on the centres website, as well as the Australian Childrens Education and Care Quality Authority (ACECQA) website.

Preschool Attendance

	Term 1	Term 2	Term 3	Term 4
2020 centre	86.4%		71.2%	79.3%
2021 centre	84.5%	78.4%	80.4%	76.1%
2022 centre	66.4%	69.6%	83.6%	42%
2023 centre	96.2%	87.9%	85.2%	89.8%
2020 state	89.1%		84.6%	85.8%
2021 state	87.3%	85.3%	87.1%	84.5%
2022 state	83.6%	77.6%	77.9%	77.8%
2023 state	85.4%	82.9%	83.4%	81.4%

Based on attendances recorded in the two-week reference period each term. Data for eligible enrolments as described in the department's Enrolment policy. Attendance rates may differ to previous reporting with the transfer from calculations based on deemed attendance to actual attendance using booked hours divided by attended hours. Data Source: Department for Education Attendance Data, Semester 1 Report 2023. A blank cell indicates there we no students enrolled.

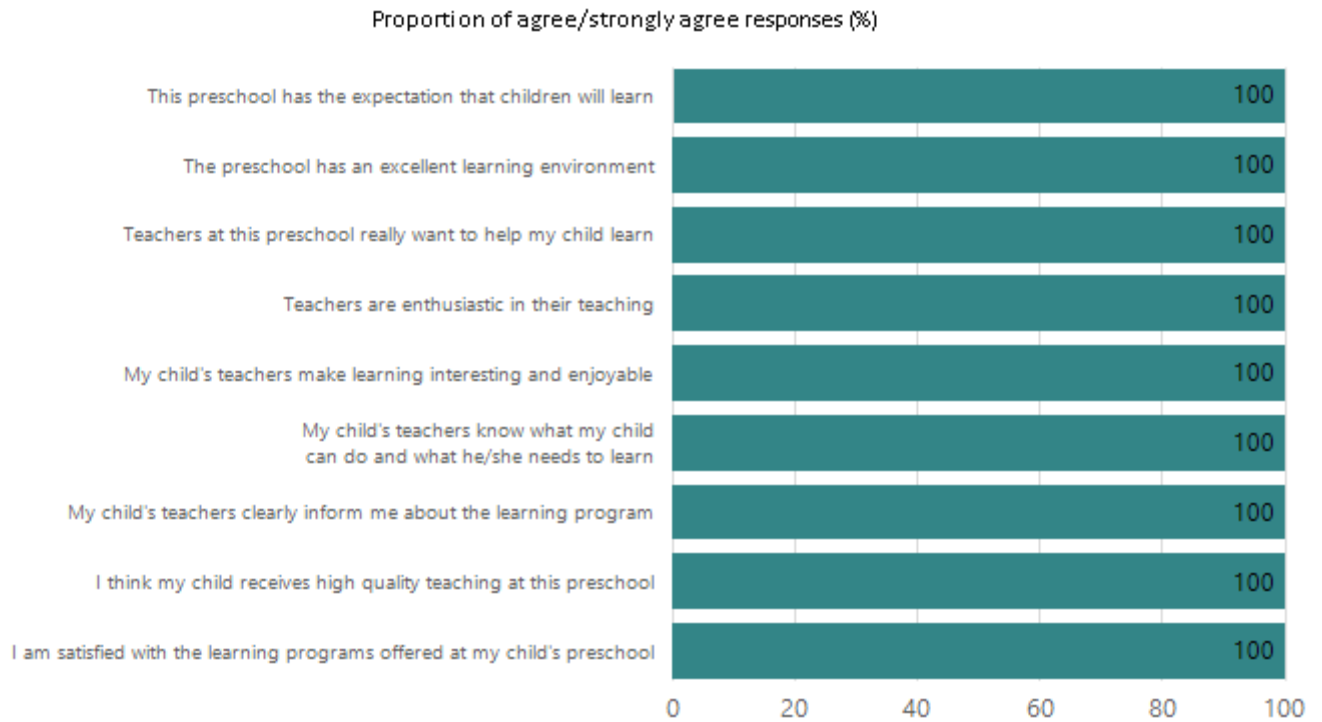
Note: Term 2 2020 data may not be available for all preschools.

Attendance Comment

In South Australia, preschool attendance is not compulsory, but it is strongly encouraged. Preschool gives children the best opportunity to develop skills, which prepare them for school. These benefits include establishing positive routines and habits, friendships and connections as well as developing communication, problem-solving and creative skills. All children are entitled to access a preschool program over 4 terms the year before they start school.

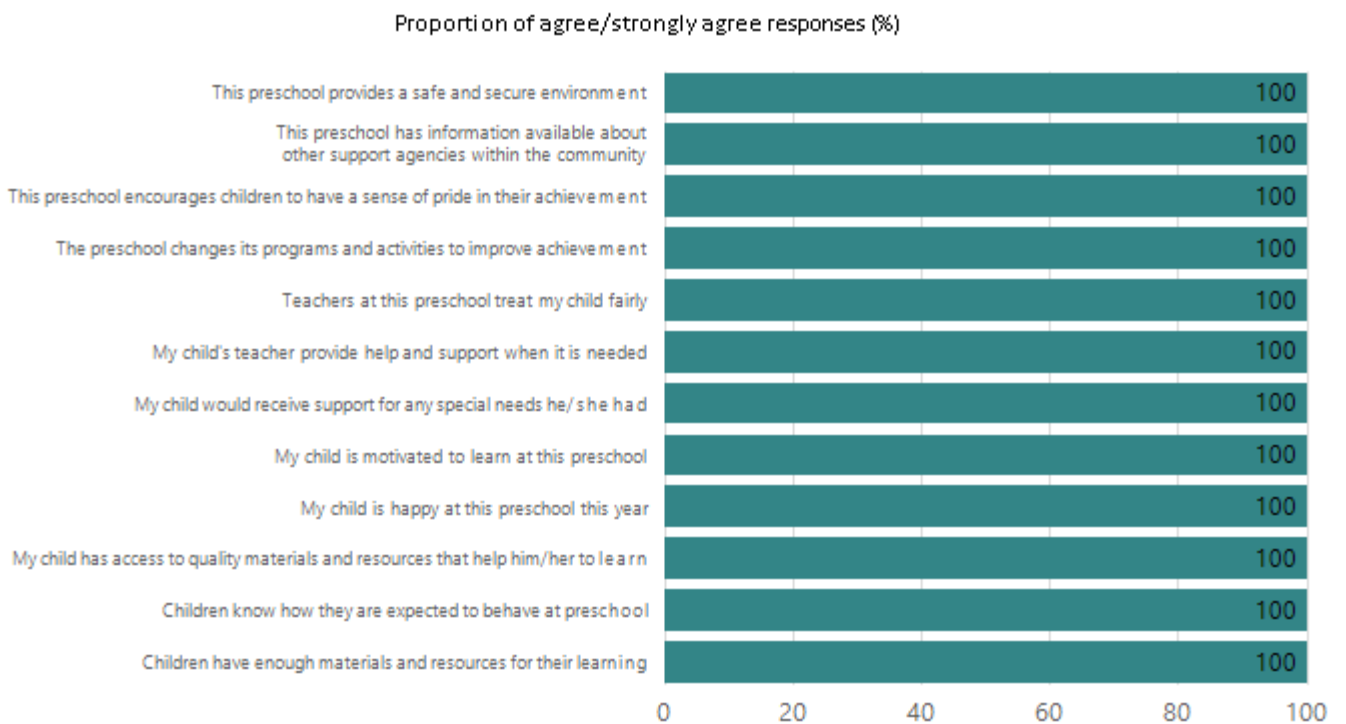
Preschool Family Opinion Survey

Quality of Teaching and Learning



Data Source: 2023 Department for Education Preschool Family Opinions Survey, Term 3 2023.

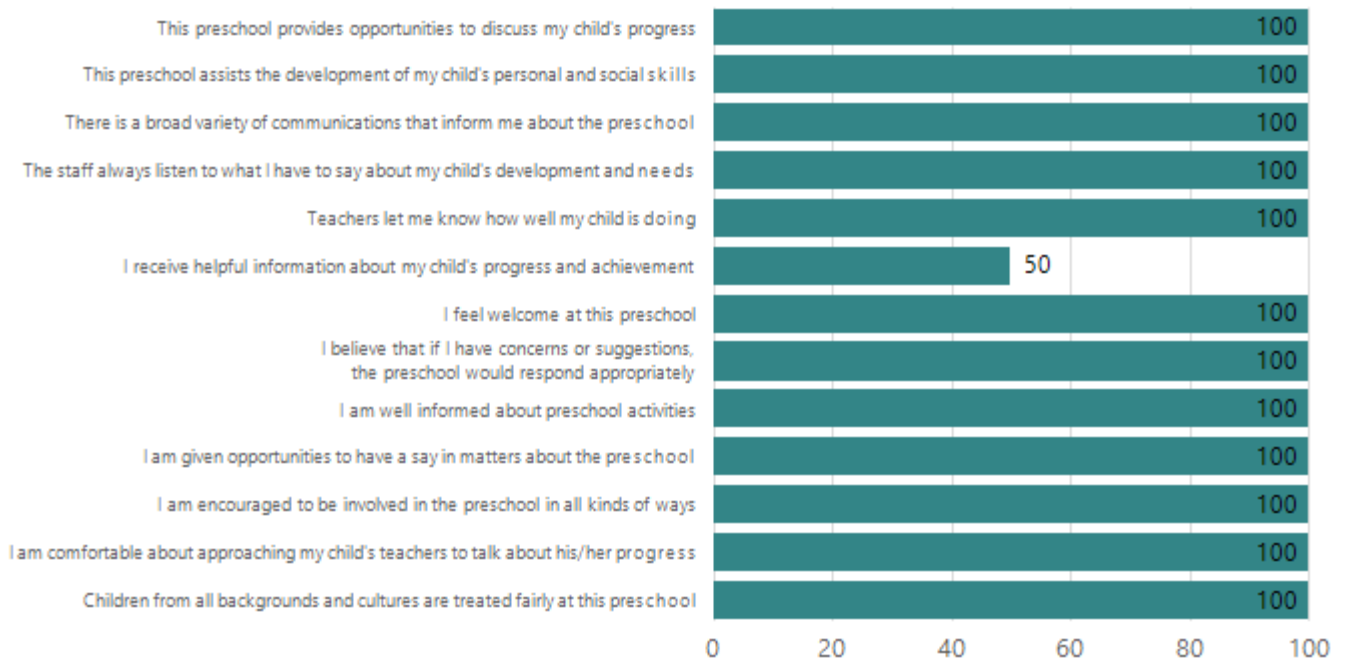
Support of Learning



Data Source: 2023 Department for Education Preschool Family Opinions Survey, Term 3 2023.

Relationships and Communication

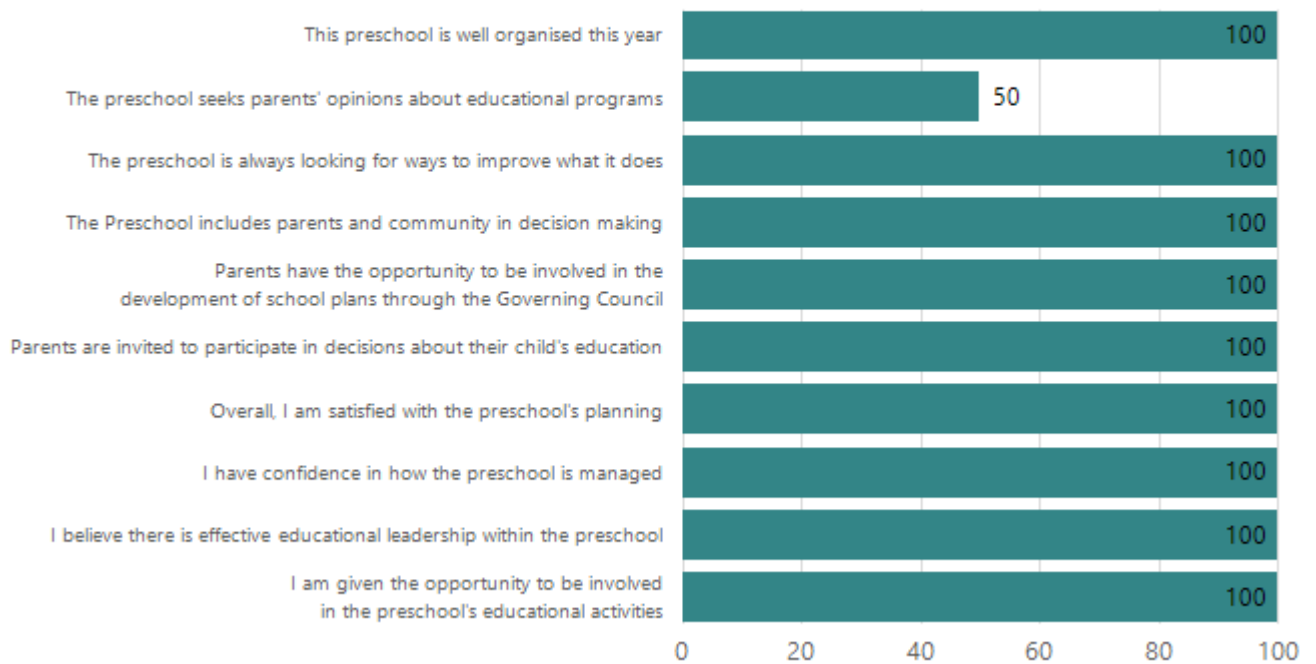
Proportion of agree/strongly agree responses (%)



Data Source: 2023 Department for Education Preschool Family Opinions Survey, Term 3 2023.

Leadership and Decision Making

Proportion of agree/strongly agree responses (%)



Data Source: 2023 Department for Education Preschool Family Opinions Survey, Term 3 2023.

Destination Schools

Feeder Schools (Site number - Name)	2021	2022	2023
0793 - Quorn Area School	90.0%	53.9%	
9999 - Unknown	10.0%	46.2%	100.0%

Note: The data is collected in term 3. It does not reflect actual schools enrolled in by existing preschool children. A blank cell indicates there was no data for students enrolled.

Data Source: Department for Education Destination Data Report, 2023.

Highest Qualifications held by the teaching workforce and workforce composition

All teachers at this school are qualified and registered with the SA Teachers Registration Board.

Qualification Level	Number of Qualifications
Bachelor's degrees or Diplomas	1
Postgraduate Qualifications	1

Data Source: Data extracted from Mandatory Workforce Information Collections as on the last pay date of June 2023. As self-reported by staff in the system.

Please note: Data includes staff who are Actively employed and on extended paid leave. Please note only the highest qualification of the Teaching staff is reported. Excludes any number of other certifications earned.

Workforce composition including indigenous staff

	Teaching Staff		Non-Teaching Staff	
	Indigenous	Non-Indigenous	Indigenous	Non-Indigenous
Full-Time Equivalents	0.0	1.8	0.0	0.4
Persons	0.0	3.0	0.0	1.0

Data Source: Data extracted from Mandatory Workforce Information Collection as on the last pay date of June 2023.

Please note: Data includes staff who are actively employed and on extended paid leave. "Indigenous category" is self-reported by staff in the system.

Financial Statement

Funding Source	Amount
Grants: State	\$296995.07
Grants: Commonwealth	nil
Parent Contributions	\$7227.30
Fund Raising	\$5501.74
Other	\$2022

Data Source: School supplied data.